


**Laminon**

technical performance materials

# What Is Laminon UFH Grid

Laminon UFH Grid is a specialist product for the underfloor heating market, it is a lamination of industry-leading technologies designed to give results while installing a wet underfloor heating system.

Made from a high strength, 70gsm woven fabric coated in specialist polypropylene to ensure that the installation is easy, effective and works the first time, offering super high tensile strength, which ensures the pipes stay in place and don't tear the material during the screeding process. Each roll has a printed grid as standard, giving correct pipe and clip spacing every time with no guess work!



LAMINON  
UFH GRID



WATERPROOF  
TECHNOLOGY



EASY PIPE  
SPACING



DURABLE  
MATERIAL



TEAR  
RESISTANCE



**STAPLED DOMESTIC TRADITIONAL SCREED**



**STAPLED DOMESTIC LIQUID SCREED**



**WATERPROOF  
TECHNOLOGY**



**EASY PIPE  
SPACING**



**DURABLE  
MATERIAL**



**TEAR  
RESISTANCE**



**COMMERCIAL TRADITIONAL SCREED**

**COMMERCIAL LIQUID SCREED**



WATERPROOF  
TECHNOLOGY



EASY PIPE  
SPACING



DURABLE  
MATERIAL



TEAR  
RESISTANCE

# Why Lamination Is Better Than Polythene

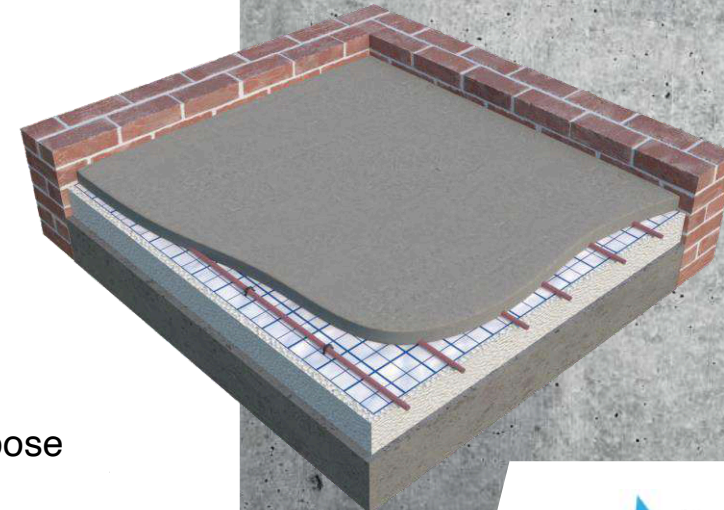
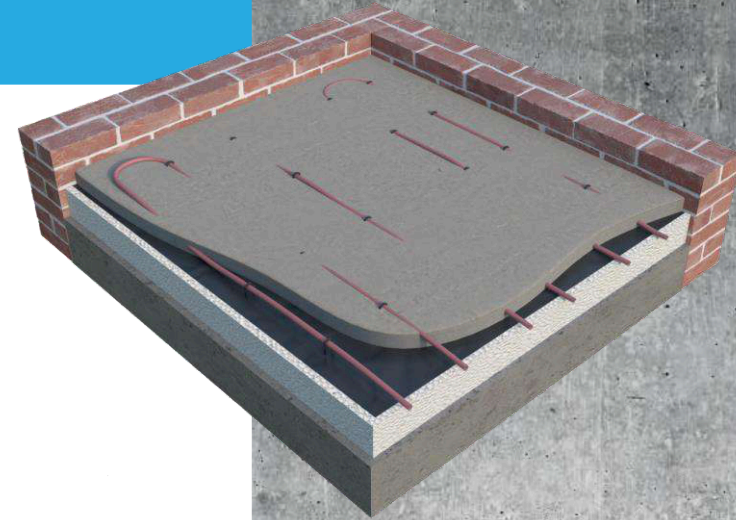
## ❌ Polythene

- Low strength
- Ripping
- Punctures
- Fold creases
- Uneven
- No printed grid for pipe spacing
- Multipurpose product
- Simple polythene surface

VS

## ✅ Laminon

- High strength
- No ripping
- No puncture repairs needed
- No fold creases
- Lays completely flat
- Has printed grid for pipe spacing
- Professional look
- Specially developed product for this purpose
- Improved screed and substrate cohesion



WATERPROOF  
TECHNOLOGY



EASY PIPE  
SPACING




DURABLE  
MATERIAL



TEAR  
RESISTANCE

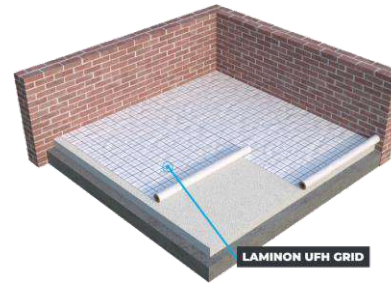
# Installation Guide

## Step 1 | Insulation



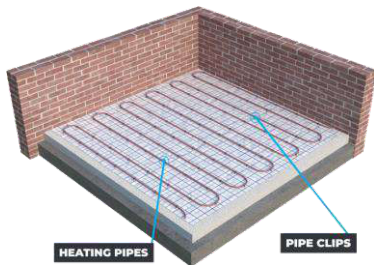
- Ensure that the surface is clean, dust free and dry
- Fit insulation panel to the floor first

## Step 2 | Fabric



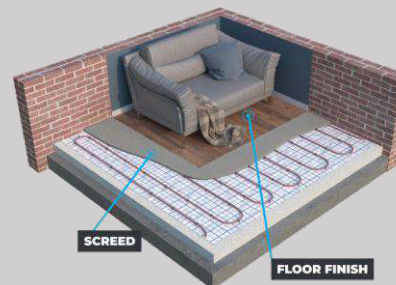
- Roll the Laminon UFH grid along the longest length of the room to get best efficiency
- Cut with a utility knife to suitable length and to trim to width
- Ensure you overlap the rolls by min 50mm and secure in place with tape

## Step 3 | Pipes & Clips



- Pipes along the grid for correct pipe spacing each square is 50mm
- Use the grid to install your pipe clips and manufacturers recommendations

## Step 4 | Screed & Flooring



- Apply your screed as per the manufacturer recommendations
- Install your favourite tiles, carpet, wood etc



WATERPROOF  
TECHNOLOGY



EASY PIPE  
SPACING



DURABLE  
MATERIAL



TEAR  
RESISTANCE

# Installer Benefits

- Quick to lay
  - Easypipe spacings
  - Easy to mark out rooms
  - Staple security
  - Use with 25mm insulation
  - Acts as slip membrane
  - Low wastage
- Light weight
  - Easy cut
  - Tear resistance
  - Lays flat
  - Professional results
  - Proof of correct pipe installation
  - Easy Upstands for Liquid Screeds



WATERPROOF  
TECHNOLOGY



EASY PIPE  
SPACING



DURABLE  
MATERIAL



TEAR  
RESISTANCE

# Merchant Benefits

- Increased turnover and profit
  - Easy product to stock, handle
  - Easy add in product
  - Can be used with all OEM brands
  - Complete simple product range
  - POS boxes
- Technical support and staff training
  - Samples
  - Add on to every wet UFH staple sale
  - Marketing Toolbox
  - Massive growth



WATERPROOF  
TECHNOLOGY



EASY PIPE  
SPACING



DURABLE  
MATERIAL



TEAR  
RESISTANCE



# Contact us

To place your order, contact us today:

0333 800 1750

[www.continal.co.uk](http://www.continal.co.uk)

[info@continal.co.uk](mailto:info@continal.co.uk)

**Continal**  
UNDERFLOOR HEATING



WATERPROOF  
TECHNOLOGY



EASY PIPE  
SPACING



DURABLE  
MATERIAL



TEAR  
RESISTANCE